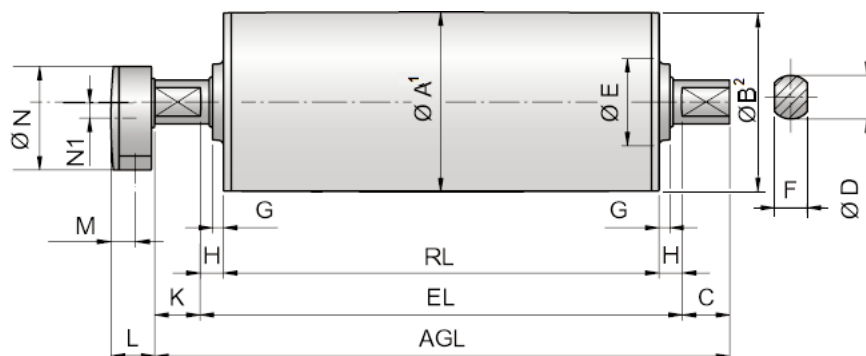


Motorized Pulley 165E, Ø 6.49 in. (165 mm)

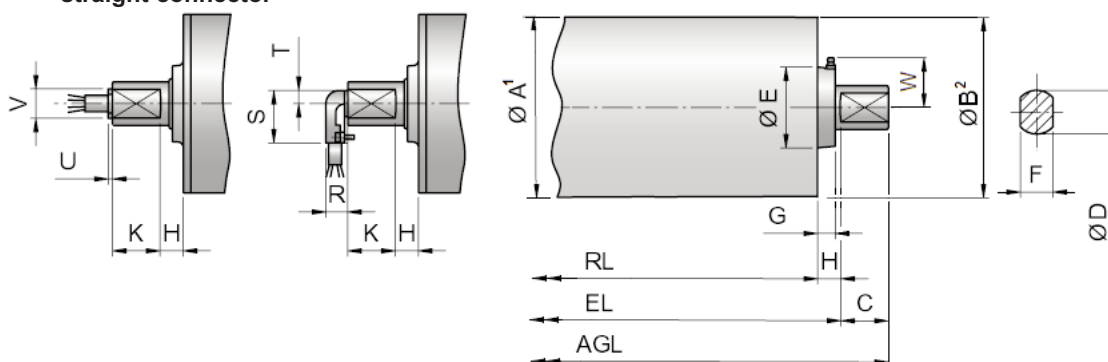
Motorized Pulley with Terminal Box



Motorized Pulley with cable straight connector

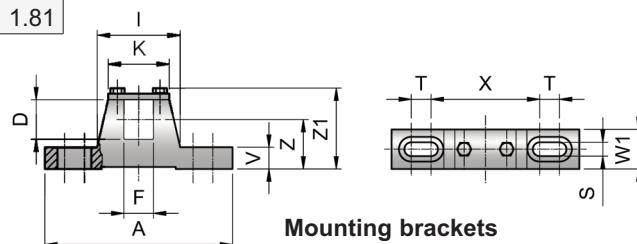
Elbow connector (not for TS7N)

Idler Pulley³ TS7N version



Motorized Pulley or idler Pulley (UT)											Compact terminal box				Straight connector		Elbow connector		
Model	A in	B in	C in	D in	E in	F in	G in	H in	K in	W in	L in	M in	N in	N1 in	U in	V in	R in	S in	T in
165E	6.49	6.44	1.71	1.57	3.15	1.18	0.39	0.85	1.63	—	1.61	0.95	3.74	0.55	0.16	1.06	0.79	1.89	0.47
UT165E	6.49	6.49	1.71	1.57	2.95	1.18	0.65	0.85	—	1.81									

- 1 A dimension is outer diameter of unlagged pulley shell at pulley centerline.
- 2 B dimension is outer diameter of unlagged pulley shell at each end of shell.
- 3 Idler pulley shown is non-crowned TS7N version with regreasable seals.



Motorized Pulleys	Material	Bracket Size	Part Number	Dimensions												Weight
Model				A in	D in	F in	I in	K in	S in	T in	V in	W1 in	X in	Z in	Z1 in	lbs
165E	Steel painted	KL41-HD	6YA0K	7.48	1.57	1.18	3.31	2.44	0.55	0.79	0.87	1.57	4.33	1.97	3.27	4.63
	Steel Ni plated		6YA0W													
	Stainless steel		6YA0U													